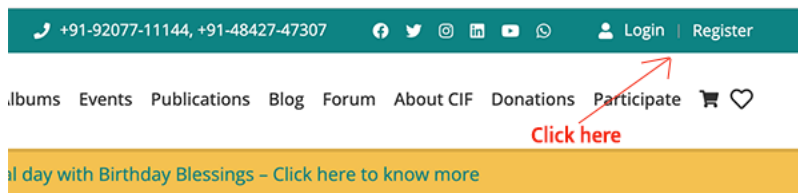




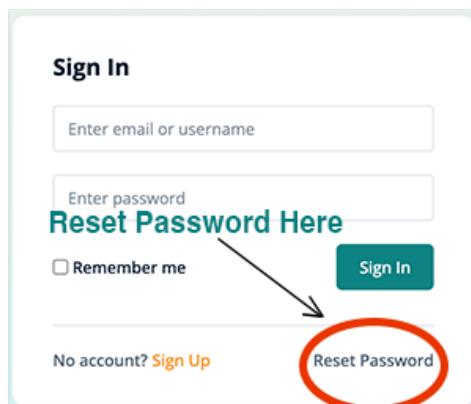
User guideline CIF website:

For those who have already registered on chinfo.org and are logging into the new website for the first time ****Reset of Password is required****.

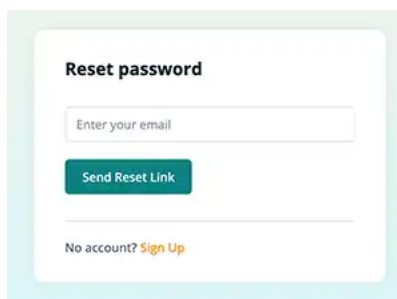
- Step 1: Click on ["https://www.chinfo.org"](https://www.chinfo.org) and then click on "LOGIN" (top right)



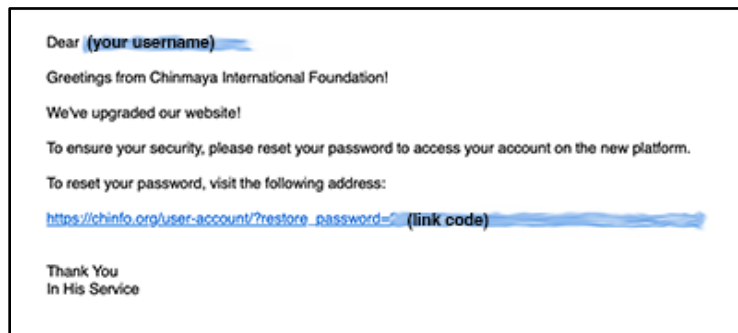
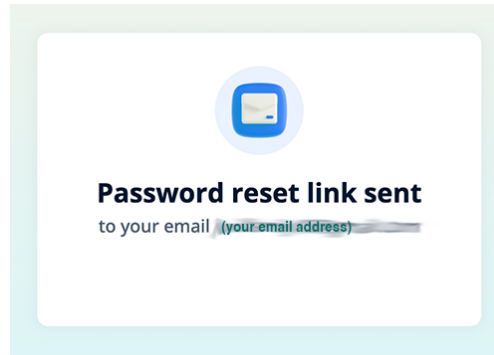
- Step 2: Click "Reset Password" link (required for 1st time users on new website)



- Step 3: Input your email address with which you used to sign up your account.

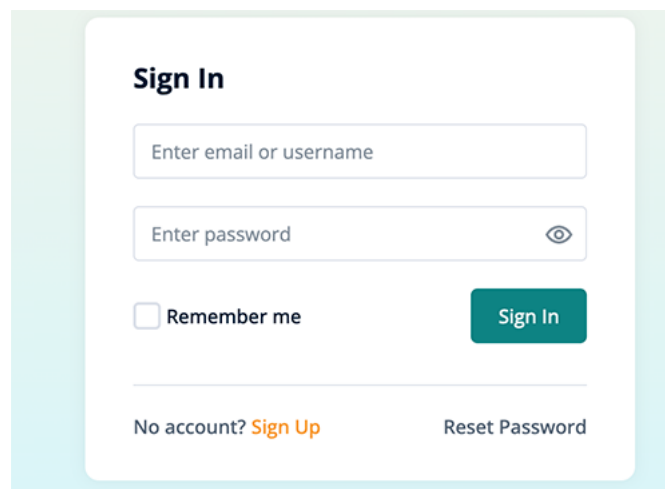
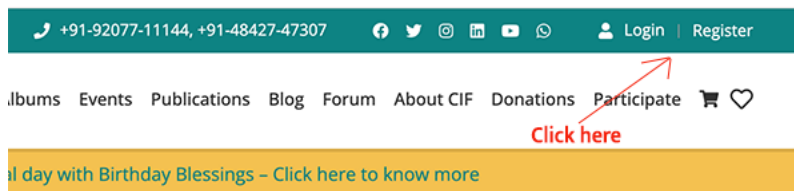


- Step 4: Click on the “reset your password” link sent via email

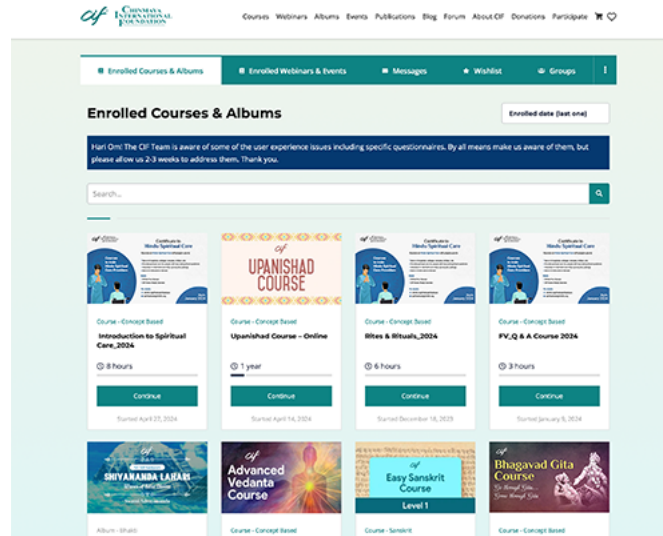


To "Access the Courses/Webinars/Events/Albums" through the new website:

- Step1: Click on "Login" to access your registered courses/events.



- Step 2: Input your email address and password to get to your user dashboard:



If your user dashboard does not show, click your username in the header top right corner to access the dashboard.

- Step 3: Click on desired enrolled course/albums or click on next tab to see enrolled webinars/events.
- Note: If you had signed up for an event in the past, the event will eventually show up as an album in your dashboard. Please allow us some time to make this happen.

Contact Details:

+91-92077-11144
office@chinfo.org